



SOT137-1

plastic, small outline package; 24 leads; 1.27 mm pitch; 15.4 mm x 7.5 mm x 2.65 mm body

12 January 2018

Package information

1. Package summary

Terminal position code	D (double)
Package type descriptive code	SO24
Package type industry code	SO24
Package style descriptive code	SO (small outline)
Package body material type	P (plastic)
IEC package outline code	075E05
JEDEC package outline code	MS-013
Mounting method type	S (surface mount)
Issue date	19-2-2003
Manufacturer package code	SOT137

Table 1. Package summary

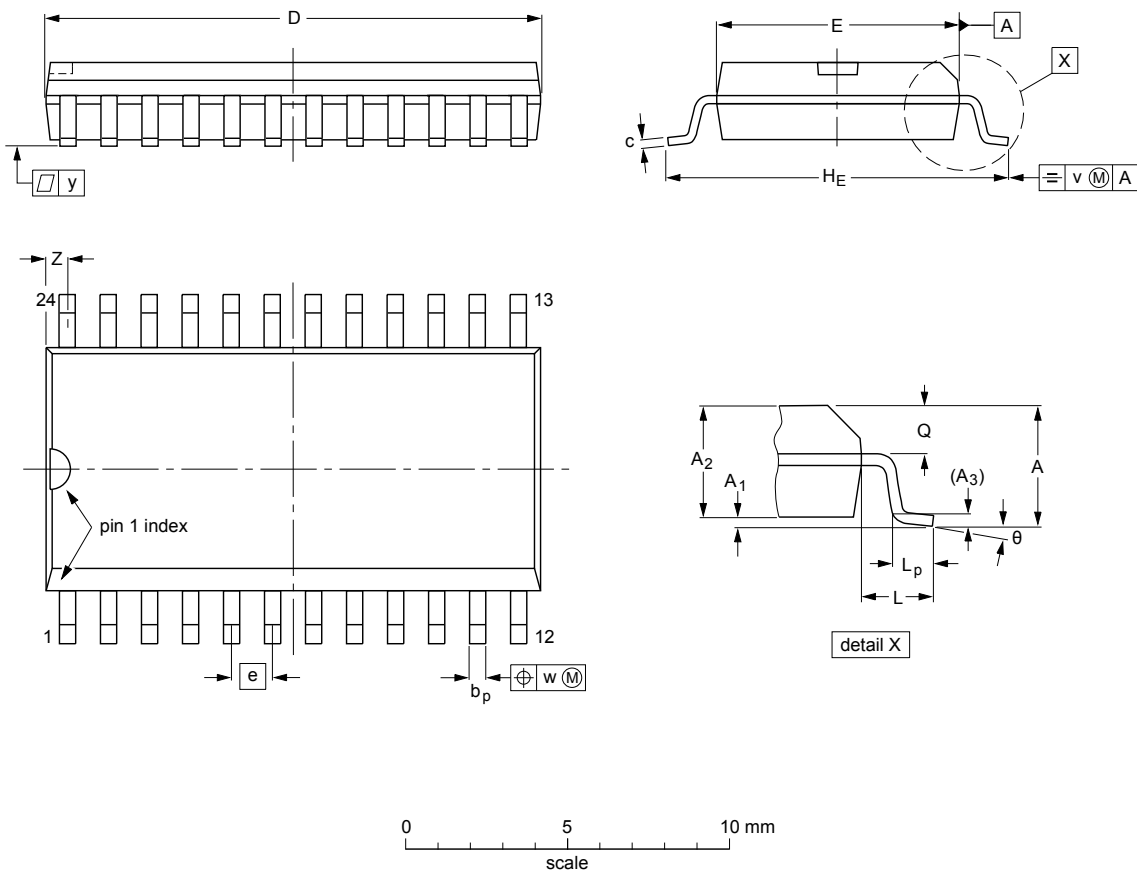
Symbol	Parameter	Min	Typ	Nom	Max	Unit
D	package length	15.2	-	15.3	15.6	mm
E	package width	7.4	-	7.5	7.6	mm
A	seated height	-	-	2.65	2.65	mm
A ₂	package height	2.25	-	2.35	2.45	mm
e	nominal pitch	-	-	1.27	-	mm
n ₂	actual quantity of termination	-	-	24	-	

plastic, small outline package; 24 leads; 1.27 mm pitch; 15.4 mm x 7.5 mm x 2.65 mm body

2. Package outline

SO24: plastic small outline package; 24 leads; body width 7.5 mm

SOT137-1



DIMENSIONS (inch dimensions are derived from the original mm dimensions)

UNIT	A max.	A ₁	A ₂	A ₃	b _p	c	D ⁽¹⁾	E ⁽¹⁾	e	H _E	L	L _p	Q	v	w	y	Z ⁽¹⁾	θ
mm	2.65	0.3 0.1	2.45 2.25	0.25	0.49 0.36	0.32 0.23	15.6 15.2	7.6 7.4	1.27	10.65 10.00	1.4	1.1 0.4	1.1 1.0	0.25	0.25	0.1	0.9 0.4	8° 0°
inches	0.1	0.012 0.004	0.096 0.089	0.01	0.019 0.014	0.013 0.009	0.61 0.60	0.30 0.29	0.05	0.419 0.394	0.055	0.043 0.016	0.043 0.039	0.01	0.01	0.004	0.035 0.016	

Note

1. Plastic or metal protrusions of 0.15 mm (0.006 inch) maximum per side are not included.

OUTLINE VERSION	REFERENCES			EUROPEAN PROJECTION	ISSUE DATE
	IEC	JEDEC	JEITA		
SOT137-1	075E05	MS-013			-99-12-27 03-02-19

Fig. 1. Package outline SO24 (SOT137-1)

3. Soldering

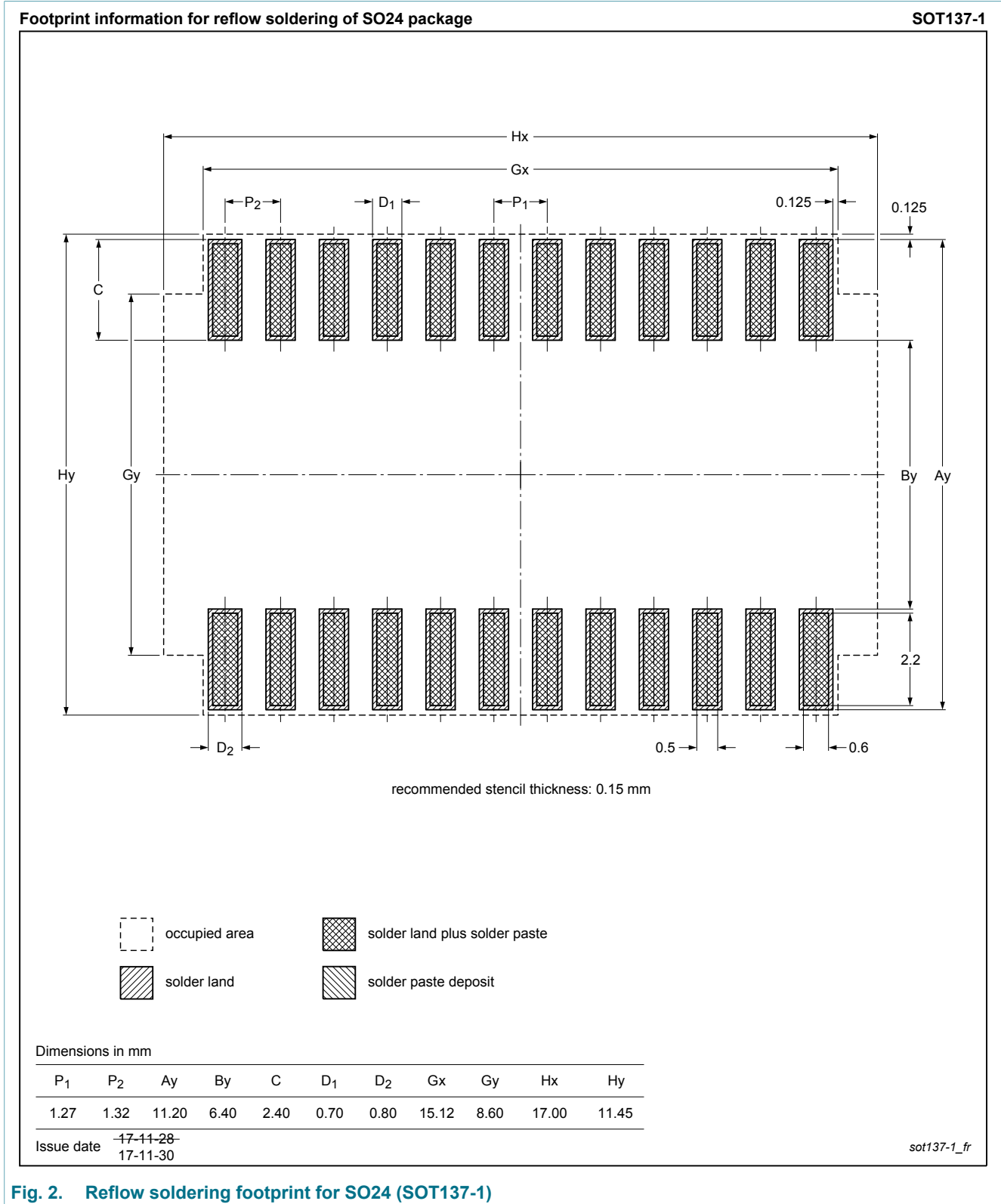


Fig. 2. Reflow soldering footprint for SO24 (SOT137-1)

plastic, small outline package; 24 leads; 1.27 mm pitch; 15.4 mm x 7.5 mm x 2.65 mm body

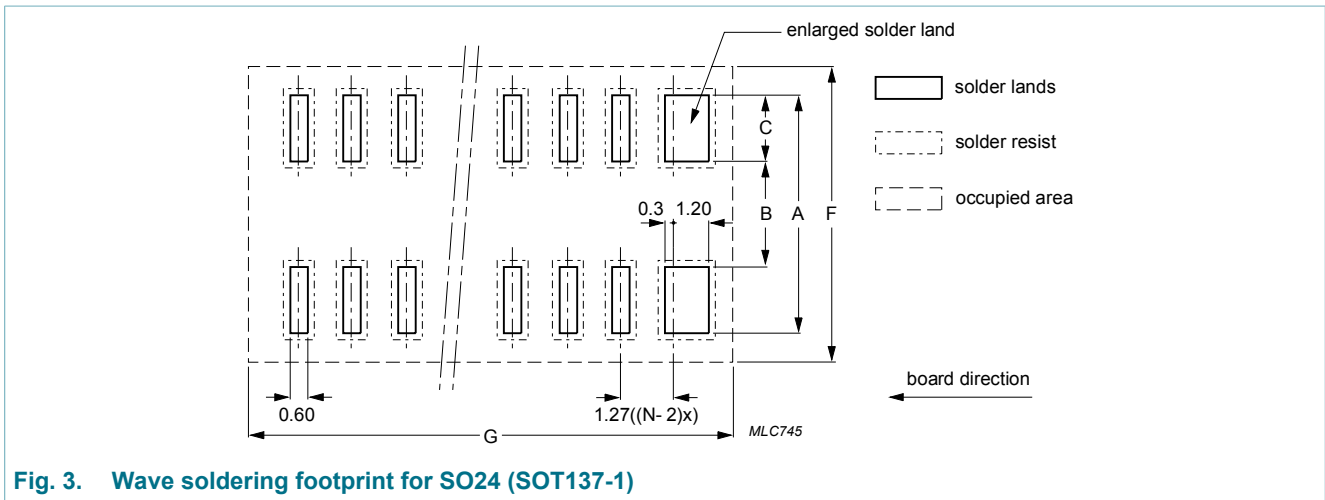


Fig. 3. Wave soldering footprint for SO24 (SOT137-1)

4. Legal information

Disclaimers

Limited warranty and liability — Information in this document is believed to be accurate and reliable. However, Nexperia does not give any representations or warranties, expressed or implied, as to the accuracy or completeness of such information and shall have no liability for the consequences of use of such information. Nexperia takes no responsibility for the content in this document if provided by an information source outside of Nexperia.

In no event shall Nexperia be liable for any indirect, incidental, punitive, special or consequential damages (including - without limitation - lost profits, lost savings, business interruption, costs related to the removal or replacement of any products or rework charges) whether or not such damages are based on tort (including negligence), warranty, breach of contract or any other legal theory.

Notwithstanding any damages that customer might incur for any reason whatsoever, Nexperia' aggregate and cumulative liability towards customer for the products described herein shall be limited in accordance with the *Terms and conditions of commercial sale* of Nexperia.

Right to make changes — Nexperia reserves the right to make changes to information published in this document, including without limitation specifications and product descriptions, at any time and without notice. This document supersedes and replaces all information supplied prior to the publication hereof.

plastic, small outline package; 24 leads; 1.27 mm pitch; 15.4 mm x 7.5 mm x 2.65 mm body

5. Contents

1. Package summary.....	1
2. Package outline.....	2
3. Soldering.....	3
4. Legal information.....	5

© Nexperia B.V. 2018. All rights reserved

For more information, please visit: <http://www.nexperia.com>
For sales office addresses, please send an email to: salesaddresses@nexperia.com
Date of release: 12 January 2018
